









Mixer Mincers - Summary for Website

Description	3200	4000	4200	4200F	4300	4300C	5000
Image							
Head Size	42	56	56	56	56	56	56
Head Size-Optional	-	66	66	66	66	66	66 HECS
Hopper Size (Real)	200L	220L	300 L (389 L)	350 L (380 L)	400 L (457 L)	400 L (452 L)	500 L (534 L)
Mix Capacity (above paddle)							
Mix Capacity	150 kg	150 kg	200 Kg	200 kg	300 kg	300 kg	300 kg
Grinding Motor	12.5 hp / 9.2 kW	20 hp / 15 kW	20 hp / 15 kW	20 hp / 15 kW	20 hp / 15 kW	20 hp / 15 kW	20 hp / 15 kW
							30 hp / 22 kW
Mix Motor	3.0 hp / 2.2 kW	2 hp / 1.5 kW	3 hp / 2.2 kW	5.4 hp / 4 kW	5.4 hp / 4 kW	3 hp / 2.2 kW	5.4 hp / 4 kW
Transmission	Helical	Helical	Helical	Helical	Helical	Helical	Helical
Loading Height	1317 mm	1290 mm	1410 mm	1510 mm	1510 mm	1698 mm	1757 mm
Floor Space	1255 x 1189 mm	1555 x 885 mm	1840 x 904 mm	2238 x 904 mm	2215 x 818 mm	1513 x 1674 mm	1638 x 1641
Shipping Weight	510 kg	600 kg	860 Kg	1040 Kg	980 kg	950 kg	1200 Kg
Primary Cut (Nominal head) 1/2" / 12.7 mm plate	3000 Kg/hour	4000 Kg/hour	4000 Kg/hour	800 Kg/hour (12mm) at -10	8818 lbs - 4000 Kg/hour	8818 lbs - 4000 Kg/hour	5000 Kg/hour
	50 Kg/min	67 Kg/min	67 Kg/min	30 Kg/min (12mm) at -10 C	147 lbs - 67 Kg/min	147 lbs - 67 Kg/min	83.4 Kg/min
Primary Cut (Optional head) 1/2" / 12.7 mm plate							
Secondary Cut (Nominal head) 1/8"/3.175 mm plate	1800 Kg/hour	2100 Kg/hour	4409 lbs - 2000 Kg/hour	600 Kg/hour (8 mm) at -10	4409 lbs - 2000 Kg/hour	4409 lbs - 2000 Kg/hour	3000 Kg/hour
	30 Kg/min	35 Kg/min	73 lbs - 33 Kg/min	26.7 Kg/min (12mm) at -10 C	73 lbs - 33 Kg/min	73 lbs - 33 Kg/min	50 Kg/min
Secondary Cut (Optional head) 1/8"/3.175 mm plate							6000 Kg/hour
							100 Kg/min
Available Single Phase	NO	NO	NO	NO	NO	NO	NO
Bowl Diam x Length	Ø594 x 800	Ø594 x 600	Ø594 x 895	Ø594 x 743	Ø594 x 895	Ø594 x 895	Ø594 x 1194

Mixer Mincers - Summary for Website

Description	5500	5600	51000	6400	6600	61000	91000	92000
Image								
Head Size	56	56	56	56	56	56		
Head Size-Optional	66 HECS	66 HECS	66 HECS	66 HECS	66 HECS	66 HECS		
Hopper Size (Real)				700 L (705 L)	1290 L	1600 L (1613 L)		
Mix Capacity (above paddle)	900 L	1079L	1600L	415 Litres	931 Litres	1157,6 Litres		
Mix Capacity	600kg	600kg	1000kg	400 kg	800 kg	1000 kg		
Grinding Motor	30 hp / 22 kW	30 hp / 22 kW	30 hp / 22 kW	30 hp / 22 kW	30 hp / 22 kW	30 hp / 22 kW		
	40 hp / 30 kW	40 hp / 30 kW	40 hp / 30 kW	40 hp / 30 kW	40 hp / 30 kW	40 hp / 30 kW	40 hp / 30 kW	
Mix Motor	12.4 hp / 9.2 kW	12.4 hp / 9.2 kW	15 hp / 11 kW	5.4 hp / 4 kW	15 hp / 11 kW	15 hp / 11 kW		
					7.4 hp / 5.5 kW	7.4 hp / 5.5 kW		
Transmission	Helical	Helical	Helical	Helical	Helical	Helical		
Loading Height	2222 mm	2222 mm		2147 mm	2257 mm	2227 mm		
Floor Space	1606 x 2215 mm	2733 x 2315 mm		2538 mm x 1047 mm	2982 mm x 1355 mm	3277mm x 1312mm		
Shipping Weight				1800 Kg	5720 lbs / 2600 kg	3000 kg		
Primary Cut (Nominal head) 1/2" / 12.7 mm plate	6000 Kg/hour	6000 Kg/hour	6000 Kg/hour	6000 Kg/hour	6000 Kg/hour	8000 Kg/hour		
	100 Kg/min	100 Kg/min	100 Kg/min	100 Kg/min	100 Kg/min	133.3 Kg/min		
Primary Cut (Optional head) 1/2" / 12.7 mm plate	8000 Kg/hour	8000 Kg/hour	8000 Kg/hour	9000 Kg/hour	9000 Kg/hour	9000 Kg/hour		
	130 Kg/min	130 Kg/min	130 Kg/min	150 Kg/min	150 Kg/min	150 Kg/min		
Secondary Cut (Nominal head) 1/8"/3.175 mm plate	3600 Kg/hour	3600 Kg/hour	3600 Kg/hour	3000 Kg/hour	3000 Kg/hour	5400 Kg/hour		
	60 kg/min	60 kg/min	60 kg/min	50 kg/min	50 kg/min	90 Kg/min		
Secondary Cut (Optional head) 1/8"/3.175 mm plate	7500 Kg/hour	7500 Kg/hour	7500 Kg/hour	6000 Kg/hour	7200 Kg/hour	7200 Kg/hour		
	130 Kg/min	130 Kg/min	130 Kg/min	100 Kg/min	120 Kg/min	120 Kg/min		
Available Single Phase				NO	NO	NO		
Bowl Diam x Length	Twin Ø594 x 1034	Twin Ø594 x 1034		Ø594 x 1194	2 x Ø700 x 1200	2 x Ø700 x 1494		